



**DEZAN SHIRA & ASSOCIATES**

Your Partner for Growth in Asia

# Home for the Holidays: Travel and Immigration Updates for China, India & ASEAN

**BY Mosley Li, Sonakshi Sood and Jennifer Halim**

Nov. 2020



# Two Main Questions:

- Can foreign professionals in China travel back home for the holidays?
- How can they re-enter China hassle-free after spending the holidays overseas?



# Travel & Immigration Updates in China

By Mosley Li

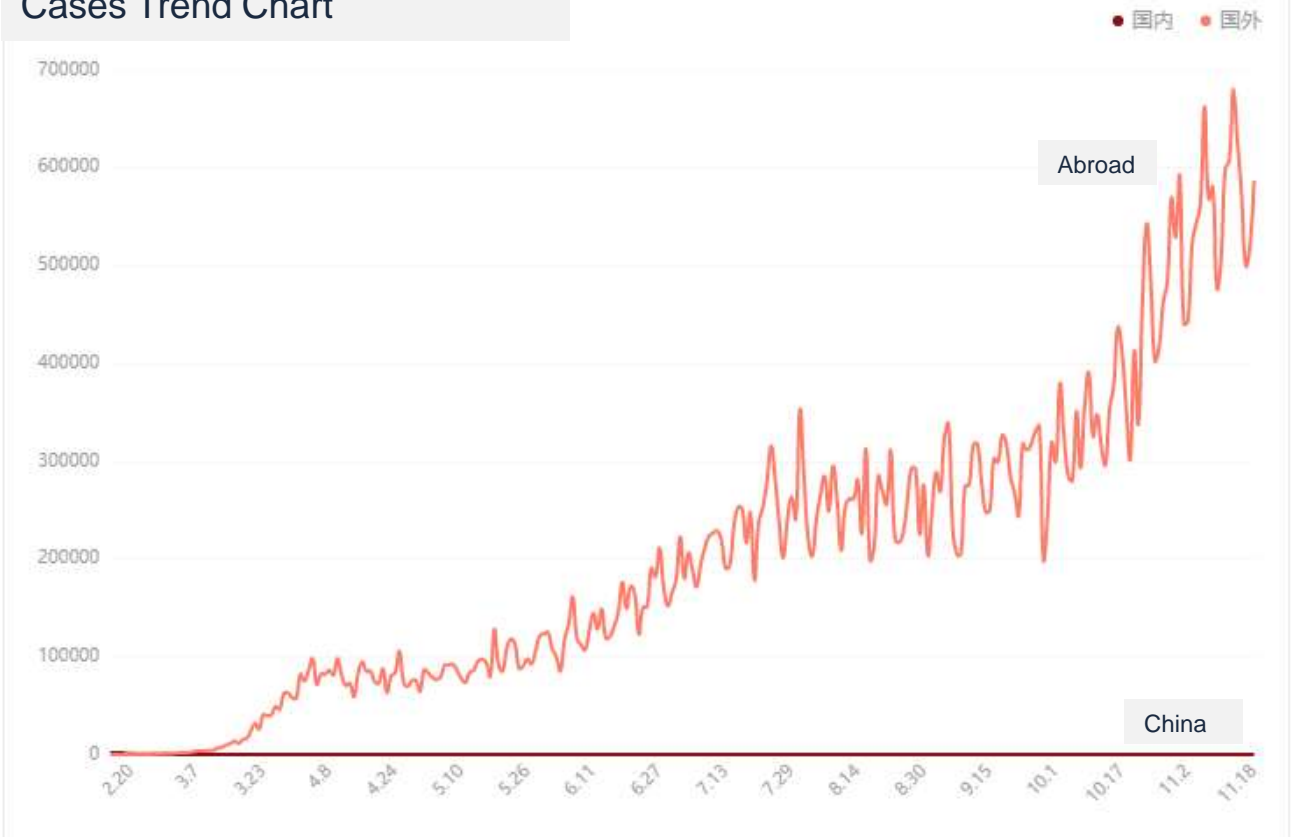


# Current pandemic situation in China

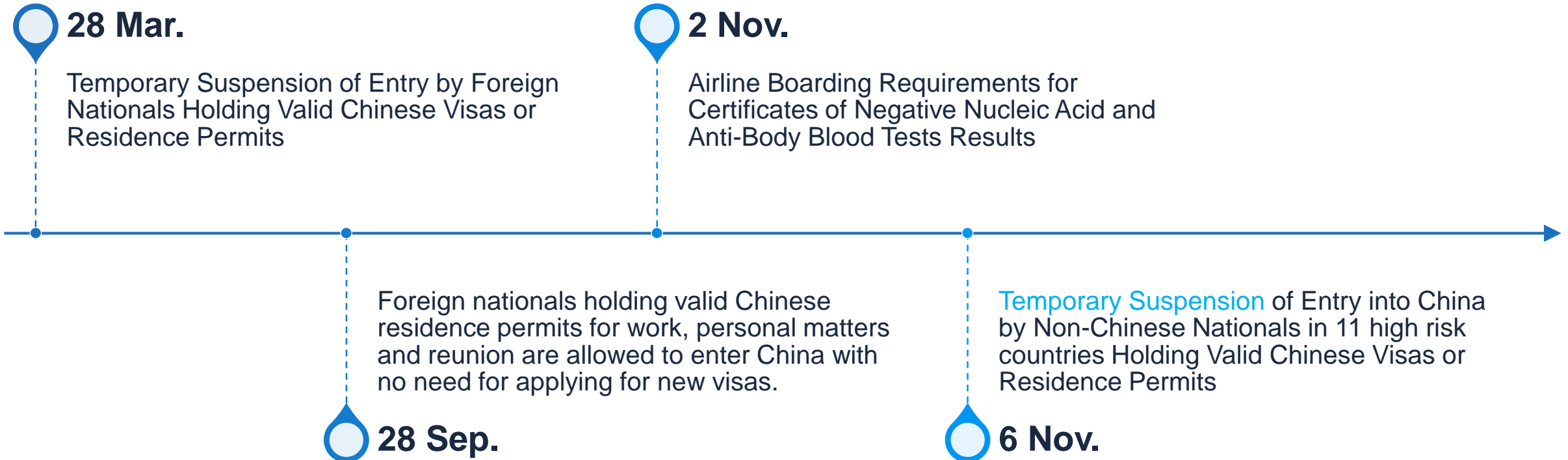
- **Current confirmed Covid-19 positive cases : 517**
- **Total Confirmed Covid-19 cases :92515**
- **Inbound traveler Covid-19 positive :3735**

By Nov. 19th

China/Abroad New Confirmed Cases Trend Chart

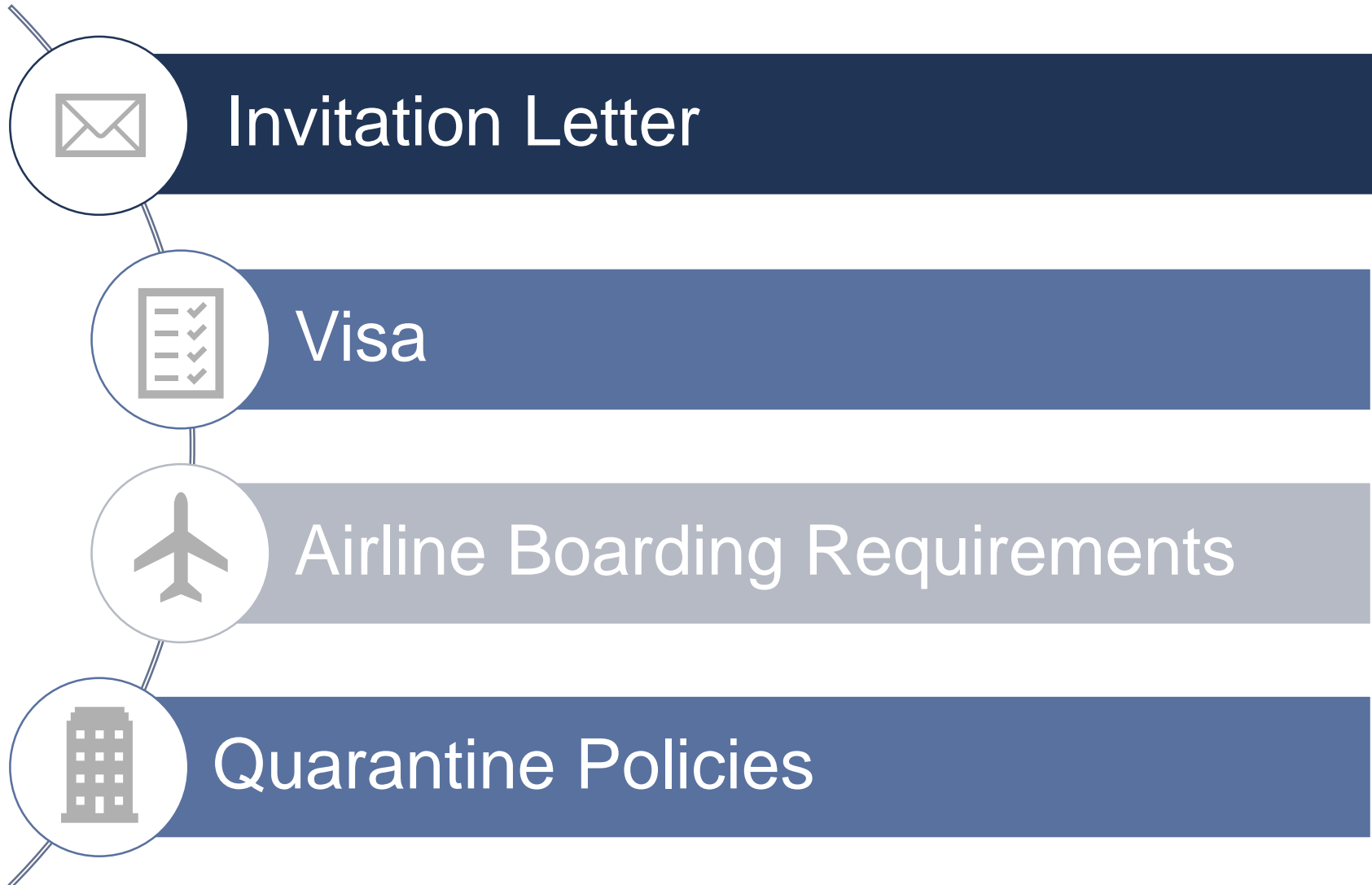


# Timeline for visa policies regarding entering China





# Returning back



# Travel & Immigration Updates in India

By Sonakshi Sood





# India ban on international travel

## When and how you can travel abroad?

- India has extended the ban on scheduled international commercial flights till November 30.
- Thus, those wanting to travel into India from abroad or vice-versa will have to depend on the repatriation flights under the Vande Bharat Mission, or the air bubble arrangements that India enters with other countries.
- India has now formalized air bubble arrangements with a total of **22 countries**, having recently signed agreements with Ethiopia, Tanzania, Netherlands, Bangladesh, Bhutan, and Oman in addition to earlier agreements done with countries like USA, Canada, Japan, France, and Germany, among others. India is likely in discussion with more countries to establish similar arrangements.

# Standard operating procedure for travel

In order to facilitate the movement of persons on these limited international non-scheduled commercial flights, the following standard operating procedure ('SoP') is hereby laid down:

## Out-bound flights:

- i. The category of persons, who will be eligible to travel on these flights, will be as permitted by MHA from time to time.
- ii. Ministry of Civil Aviation ('MOCA') will display on its website the category of persons eligible to travel out of India
- iii. Such persons will apply to MoCA or to an agency/ agencies designated by MoCA for this purpose, along with necessary details, including the places of departure and arrival
- iv. The travel from India shall be on the non-scheduled commercial flights, as are allowed by MoCA.
- v. Before the tickets of such persons are confirmed, the airline concerned will ensure that the destination country allows entry of such persons with valid visa in that country. The conditions, if any, imposed by the destination country, will have to be fulfilled by the person intending to travel.

# Standard operating procedure for travel

- vi. The cost of travel, as specified by the carrier, will be borne by such travellers as prescribed.
- vii. At the time of boarding the flight, MoCA will ensure that all travellers undergo thermal screening as per health protocol. Only asymptomatic travellers would be allowed to board the flight.
- viii. While on board the flight, required precautions such as wearing of masks, environmental hygiene, respiratory hygiene, hand hygiene etc. are to be observed by airline staff, crew and all passengers.

# Standard operating procedure for travel

## In-bound flights:

- i. The category of persons, who will be eligible to travel on these flights, will be as permitted by MHA from time to time.
- ii. They will travel to India by non-scheduled commercial flights as allowed by Ministry of Civil Aviation (MOCA); and ships as allowed by Department of Military Affairs (DMA)/ Ministry of Shipping (MOS). Only those crew and staff, who are tested COVID-19 negative, will be allowed to operate these flights/ ships.

In case of flights operating under air transport bubbles, passenger manifest containing details such as name, age, gender, cell phone number, place of residence, place of final destination; and information on RT-PCR test taken and its result or in a revised format as may be finalised by MEA with the country concerned, will be submitted by the airlines to the Indian Mission in the country concerned before operation of each flight with a copy to the State/ UT Government of the destination airport in India


# Standard operating procedure for travel

- iii. MEA/ MOCA will designate State/ UT wise nodal officers, who will coordinate with the nodal officers designated for this purpose by the respective State/ UT, both for the Vande Bharat flights as well as for the flights operated under air transport bubbles.
- iv. MEA and MOCA will display with at least two days' notice, the schedule (day, place and time of arrival) Of the incoming flight/ ship, on their online digital platform.  
All travellers will also be required to give an undertaking that they are making the journey at their own risk.
- v. While on board the flight, required precautions such as wearing of masks, environmental hygiene, respiratory hygiene, hand hygiene etc. are to be observed by airline staff, crew and all passengers.
- vi. The Guidelines on health protocols and quarantine for international arrivals, as issued by Ministry of Health & Family Welfare (MoHFW), from time to time, will be observed

# International travel guideline

## France

- India has created an air bubble arrangement with France. Indian and French carriers are now permitted to operate services between India and France and carry residents of France.
- All arrivals would be tested. All arrivals must fill in attestation swearing that they do not have Covid-19 symptoms and that the reasons for travel. Anyone with symptoms upon arrival must self-isolate immediately.



# International travel guideline

## United Kingdom

- The UK will enter a second lockdown due to surging virus cases, starting on Thursday, November 5 until at least December 2, 2020.
- Britons are currently allowed to travel through a “travel corridor” system, where countries are put on safe lists, meaning that travelers do not need to quarantine upon their return. However, as Covid-19 rates have been spiking across the EU and the U.K., this list of safe countries is getting smaller and smaller.
- Thus, presently travel to UK needs to be monitored with the developments in advisories issued from time to time.



# International travel guideline

## Germany

### Germany—reduces quarantine to 10 days, with test

- On 2 November, the country went into lockdown
- From 8 November it is changing its travel regulations All visitors arriving, who have been in high-risk countries 10-days prior, must take a Covid-19 test and remain in quarantine until the results come back (usually a few hours and the test is free). If the results are positive, they must quarantine for 10 days
- Anyone else with a negative test must quarantine for 5 days.





# International travel guideline

## China

- China has decided to temporarily suspend the entry into China by foreign nationals in India holding valid Chinese visas or residence permits. The Chinese Embassy/ Consulates in India will not stamp the Health Declaration Forms for the holders of the above-mentioned categories of visa or residence permits.
- Foreigners holding Chinese diplomatic, service, courtesy and C visas are not affected. Foreigners with emergency or humanitarian needs to visit China, can submit visa application to the Chinese Embassy/ Consulates in India. The entry into China with visas issued after November 3rd, 2020 is not affected.



# International travel guideline

## USA

### Rules on Arrival In USA –

- In majority of the cities of USA, 14 Day quarantine and/or testing's are required.
- However, foreign nationals travelling to New York, as of November 4, there is a double testing protocol in order to leave quarantine early.
- The traveler must take a test within three days of departing for New York. Once arriving in New York, the traveler will quarantine for 3 days. Then, the traveler can take a 2nd Covid test on day 4, and after receiving negative results from the 2nd test, can leave quarantine early.



# International travel guideline

## Australia

- Australia's borders are closed. Australia has strict border measures in place to protect the health of the Australian community. Very limited flights are currently available to and from Australia.
- Unless arriving on a quarantine free flight from New Zealand, all travellers arriving in Australia, including Australian citizens, must quarantine for 14 days at a designated facility, such as a hotel in their port of arrival. You may be required to pay for the costs of your quarantine.
- Before the travel to Australia, you should complete the Australia Travel Declaration at least 72 hours before your departure for Australia.
- Once you've completed the Australia Travel Declaration, you will receive an email with details you can show (either electronically or printed) before you board your flight and on arrival in Australia.
- If you do not complete the declaration you may not be able to board your flight, or you may experience delays when you arrive in Australia.



# Travel measures on international arrival in India

## Before Planning for Travel

- i. All travellers should submit self-declaration form on the online portal ([www.newdelhiaairport.in](http://www.newdelhiaairport.in)) at least 72 hours before the scheduled travel or physically after arrival at the respective health counters. The ministry has asked all passengers to download Aarogya Setu app on their mobile devices before the travel.
- ii. They should also give an undertaking on the portal or otherwise to Ministry of Civil Aviation, Govt. of India, through concerned airlines before they are allowed to undertake the journey that they would abide by the decision of the appropriate government authority to undergo facility / home quarantine/ self-monitoring of their health for 14 days, or as warranted.
- iii. Only for compelling reasons/ cases of human distress such as pregnancy, death in family, serious illness and parent(s) with children of the age of 10 years or below, home quarantine may be permitted for 14 days. To seek such exemption under para (ii) above, they shall apply to the online portal ([www.newdelhiaairport.in](http://www.newdelhiaairport.in)) at least 72 hours before boarding.
- iv. Travelers may also seek exemption from institutional quarantine by submitting a negative RT-PCR test report. This test should have been conducted within 72 hrs prior to undertaking the journey. The test report should be uploaded on the portal for consideration.
- v. International passengers arriving without an RT-PCR negative certificate and wishing to seek exemption from institutional quarantine may also avail the facility available at the airports to undergo RT-PCR testing (where such provisions exist)

# Travel measures on international arrival in India

## On arrival

- i. Deboarding should be done ensuring physical distancing.
- ii. Thermal screening would be carried out in respect of all the passengers by the Health officials present at the airport. The self-declaration form filled online shall be shown (or a copy of physical self-declaration form to be submitted) to the airport health staff.
- iii. The passengers found to be symptomatic during screening shall be immediately isolated and taken to medical facility as per health protocol.
- iv. Post thermal screening, the passengers who have been exempted from institutional quarantine [para (iii) and (iv) above] (decision as indicated on the online portal in advance) will show the same to the respective State Counters on their cell phones/other mode before being allowed home quarantine for 14 days.
- v. Post thermal screening, the passengers who have RT-PCR negative certificates already with them [(para (v) and (vi))] shall be exempt from quarantine and shall be allowed to leave and undertake self-monitoring of their health for 14 days.
- vi. All such passengers will also be provided the list of the national and state level surveillance officers and the respective call centre numbers, so as to inform state/national Call Centre in case they develop symptoms at any time during the quarantine or self-monitoring of their health.

# Pre-requisites before travel



- The next wave of Covid-19 is now setting in many countries. So the affecting countries are again resorting to various restrictions including on domestic and international travel.
- The situation is changing rapidly and so are the guidelines.
- Therefore, it is advised that those planning to undertake international travel should check (before planning) on the with concerned ministries regarding latest guidelines with both - originating and destination countries to avoid any sudden hassles.
- We also advise you to observe all safety guidelines to ensure your wellbeing along with your families.
- A quick guide to the phased air bubble flights from India has been provided in the below pdf. [VBM-Phase-7-Sheet-B-Air-Bubble-flights.pdf](https://www.dezshira.com/VBM-Phase-7-Sheet-B-Air-Bubble-flights.pdf)

# Travel & Immigration Updates in ASEAN

By Jennifer Halim



# Travel and Immigration Updates in ASEAN




**SINGAPORE**



**VIETNAM**



**MALAYSIA**



**THAILAND**



**INDONESIA**



**PHILIPPINES**





# SINGAPORE



# Current pandemic situation in Singapore

 Singapore

Total cases

**58,148**

+4

Recovered

**58,058**

Deaths

**28**

+0

 Worldwide

Total cases

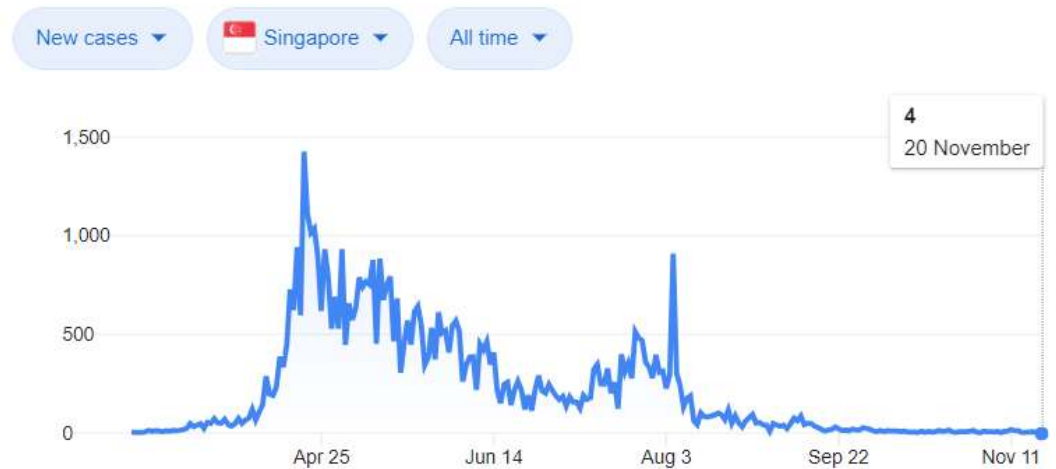
**55.6M**

Recovered

**35.8M**

Deaths

**1.34M**



# Who is eligible to enter Singapore?

For all countries/regions, the following traveller types and Safe Travel Lanes are applicable for general entry into Singapore.

Country/Region of Departure	Returning Singapore Citizen/PR	Singapore Long Term Pass Holder <sup>1</sup>	Family Members of Singapore Citizens/Permanent Residents
All countries	<a href="#">Returning Singapore Citizen/PR</a>	<ul style="list-style-type: none"><li>• <a href="#">Work Pass Holder Lane</a></li><li>• <a href="#">Student's Pass Holder Lane</a></li></ul>	<a href="#">Singapore Citizen/Permanent Resident Familial Ties Lane</a>

<sup>1</sup> Long Term Visit Pass holders should apply for entry either as a dependent of a Work Pass Holder under the Work Pass Holder General Lane, Parent/Guardian of a Student's Pass Holder under the Student's Pass Holder Lane, or for entry under the Singapore Citizen/Permanent Resident Familial Ties Lane.

# Short-Term Visitors to Singapore

Air Travel Pass (Any Purpose of Travel)	Reciprocal Green Lane (Business & Official Travel)	Singapore or Malaysia Work Pass Holders
<input type="checkbox"/>	<input type="checkbox"/>	<input type="checkbox"/>
<input type="checkbox"/> Australia	<input type="checkbox"/> Brunei Darussalam	<input type="checkbox"/> Malaysia (Periodic Commuting Arrangement)
<input type="checkbox"/> Brunei Darussalam	<input type="checkbox"/> Germany	
<input type="checkbox"/> Hong Kong*	<input type="checkbox"/> Indonesia	
<input type="checkbox"/> Mainland China	<input type="checkbox"/> Japan	
<input type="checkbox"/> New Zealand	<input type="checkbox"/> Mainland China	
<input type="checkbox"/> Vietnam	<input type="checkbox"/> Malaysia	
	<input type="checkbox"/> Republic of South Korea	

*\*As of November 22, the launch of the travel bubble has been postponed due to a spike in COVID-19 cases in Hong Kong. Both governments will announce in early December as to when flights will restart.*

## How to enter Singapore through Air Travel Pass?

1. Apply for Air Travel Pass (ATP) through <https://capels.caas.gov.sg/atp> between 7 - 30 days prior from arrival to Singapore.
2. Once approved, the ATP will be issued via email and will be valid from the intended date of entry into the country and up to seven calendar days after.
3. VISA Application (if required, further details: [https://www.ica.gov.sg/visitor/visitor\\_entryvisa](https://www.ica.gov.sg/visitor/visitor_entryvisa))

Note: Singapore Citizens, Singapore Permanent Residents, and Singapore Long Term Pass holders are not required to apply for an Air Travel Pass.

## Pre-departure Requirements to Singapore

Must have remained in the country eligible for ATP in the last 14 consecutive days before the departure date.

Download and submit the SG Arrival Card through the Apps 3 days prior to the date of arrival in Singapore

Register and pre-pay for COVID-19 test through <https://safetravel.changiairport.com/#/purchase>

Download the TraceTogether app

## Arrival in Singapore

Present documents:  
Valid ATP, Valid VISA (if required),  
downloaded TraceTogether App

Undergo a Covid-19 PCR Test at the Airport upon arrival  
Approximate Cost: SGD 196

Take private transportation to the declared accommodation (which must be non-residential and an individual room with attached toilet)

Self-isolation until notified negative of Covid-19

# Who is eligible to enter Singapore through Reciprocal Green Lane?

Either a Company or Government Agency in Singapore can sponsor/apply for a SafeTravel Pass under the Reciprocal Green Lane (i.e. SafeTravel Pass-RGL) on behalf of a prospective traveller, who:

Holds a valid passport of any nationality/citizenship

Is a resident of either Singapore or the RGL partner country/region

Is seeking to make a single-entry, short-term essential travel

Is travelling for business or official purposes between Singapore and country/region of departure

# How to enter Singapore through Reciprocal Green Lane?

Singapore-based companies or Singapore Government agencies (i.e. application sponsors) to submit a SafeTravel Pass-RGL application through <https://safetravel.ica.gov.sg/apply-now>. Applications for travel are open between 2 and 5 weeks before the intended week of entry, and processing of the application can take up to 7 calendar days excluding the day of application. Applications submitted less than 7 days from the intended date of entry will not be processed.



When the SafeTravel Pass-RGL application is approved, an approval letter will be issued to the applicant, as well as the sponsoring company or government agency.



Prospective SafeTravel Pass-RGL travellers who are visa-required passport holders should apply through the usual channels for a visa to travel to Singapore.

## Pre-departure Requirements



1. Valid SafeTravel Pass approval letter (date of entry into Singapore must fall within the intended week of travel stated in the letter).
2. Valid visa to enter Singapore (for visa-required passport holders);
3. Valid certificate of negative result for a COVID-19 PCR test taken within 72 hours before departure for Singapore; and
4. Proof of transportation arrangement to depart from Singapore (i.e. return air, bus etc. ticket).

# How can I as a foreign businessman exit and re-enter Singapore again?

Long-Term Pass Holder

Have Flight Ticket

Conduct Pre-departure Requirements to enter the Destinated Country

PCR Test, other requirements set out by the destinated country

Pre-departure Requirements to Singapore

Obtain Entry Approval from relevant government agencies or via SafeTravel App, applying for Stay Home Notice (if required, check [safetravel.ica.gov.sg](https://safetravel.ica.gov.sg) for more detailed information), mandatory mobile application (TraceTogether), PCR Test (if required)

Arrival in Singapore

- Passport/Travel document that is valid for at least six months;
- SG Arrival Card acknowledgement email;
- Proof of Entry Approval (e.g. Approval email from Singapore Government agency, Safe Travel Pass approval or Air Travel Pass approval);
- Long-term pass or in-principle approval letter (if applicable)





# VIETNAM



# Current pandemic situation in Vietnam

 Vietnam

Total cases  
**1,306**  
+1

Recovered  
**1,142**

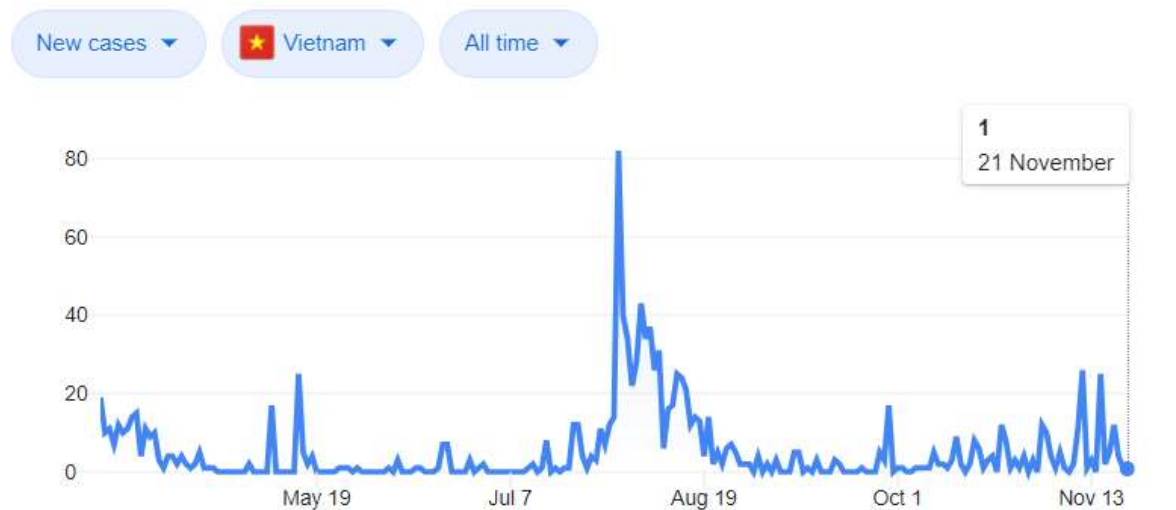
Deaths  
**35**  
+0

 Worldwide

Total cases  
**55.6M**

Recovered  
**35.8M**

Deaths  
**1.34M**



# How can I as a foreign businessman enter Vietnam during COVID-19?

Vietnam's government has allowed foreign diplomats, officials, students, business experts, managers, highly skilled workers, and their relatives to come to Vietnam provided they meet the necessary requirements.

As per Official Dispatch No. 2847/CV-BCD, issued on May 23, foreign experts, investors, business managers, high-tech workers (hereinafter collectively referred to as "experts") and their relatives who have **valid entry permits** and **flight tickets** will be able to enter Vietnam.

However, **foreign experts must have a sponsor who can assist them in obtaining the necessary paperwork before applying for a special entry permit on their behalf;**

The procedure for entry permit application (3 - 4 weeks), includes:

1. The employer **submits a letter to the local provincial authority** with specific details about the employee job and their travel plans;
2. The provincial authority is then expected to make a decision and subsequently submit the request to Vietnam's immigration department; and,
3. **If the application is approved, the employer would also need to submit a letter and necessary documents (including confirmed booking and valid e-tickets on flights departing to Vietnam and the local provincial authority decision on the approval) to the immigration department.**

# Pre-departure Requirements to Vietnam

As per Official Dispatch No. 3949/CV-BCD, issued on July 24

1. Foreign experts are required to complete the **test for SARS-CoV-2 using Real time-PCR technique from 3 to 7 days prior to the date of entry into Vietnam**. The test must be done at testing centers approved by their Government or the World Health Organization (WHO); and
2. **International health insurance is compulsory**, or your **sponsor will be required to commit to pay for treatment** in the event they are infected with COVID-19.

## Arrival in Vietnam

Upon arrival, experts anants are required to **undergo a RT-PCR test and quarantine** at their sponsors' factories, corporate headquarters or designated hotels or accommodations. **Testing for COVID-19 is done at least twice during the quarantine period. After having two negative RT-PCR results, the quarantine period may be shortened (about 5 days)** subject to Vietnamese health authorities. Passengers travelling to Vietnam on a **transiting flight from a third country will be placed under a 14-day quarantine and will not be eligible for the quarantine shortcut.**

## Quarantine Measures are Waived for Short Business Trips

As per Official Dispatch No 4674/BYT-MT, issued on August 31, **the mandatory 14-day quarantine will be waived for foreign experts entering Vietnam on a short business trip of less than 14 days.** If after 14 days they wish to stay in Vietnam, they can do so without quarantining, provided they test negative for the virus.

However, experts must comply with all other health measures, which include:

- **Remain at designated accommodation** and follow the scheduled itinerary of the business trip;
- Install and **use the Bluezone contract tracing app** during their stay in Vietnam; and
- **Wear face masks and maintain personal hygiene.**

## Quarantine Cost

Vietnamese authorities started charging a quarantine fee for anyone entering Vietnam from September 1. **International arrivals who opt to stay at government quarantine facilities are required to pay at least VND 120,000 (US\$5) per day** as quarantine costs since the recent ruling came into effect on September 1.

**Foreign experts can also choose to complete their mandatory quarantine at designate hotels.** The hotels will offer rooms at **rates between US\$52 to US\$216 (VND 1.2-5 million).** With the latest addition, Ho Chi Minh City will now have a total of 24 hotels serving as paid quarantine facilities.

**In case you are detected being positive with the virus, your insurance company and sponsor will be required to commit to pay for treatment.**

## Can I leave Vietnam and travel back to my home country for the Holidays?

Yes, you can if you can find **commercial flights and get a ticket**. There is no restrictions for foreigners wishing to exit Vietnam during this time. However, **in order to re-enter Vietnam afterwards, foreigners must have a valid special entry permit issued by the Immigration Department of Vietnam unless there are changes in the immigration policies**. However, we reckon it may hardly be the case in the upcoming months.

**In order to depart**, during the time you apply to enter another country and **about three to seven days before your flights, you may need to have a negative COVID-19 test result**.

According to the Ministry of Health of Vietnam, **the cost for real-time PCR tests for those wanting to leave the country would be VND 734,000 (US\$31) per individual and a quick test would be VND 238,000 (US\$10) per individual**. Based on these maximum prices, local authorities are allowed to decide prices for specific tests.



# MALAYSIA




# Current pandemic situation in Malaysia

 Malaysia

Total kasus  
**53.679**  
+1.041

Sembuh  
**40.493**

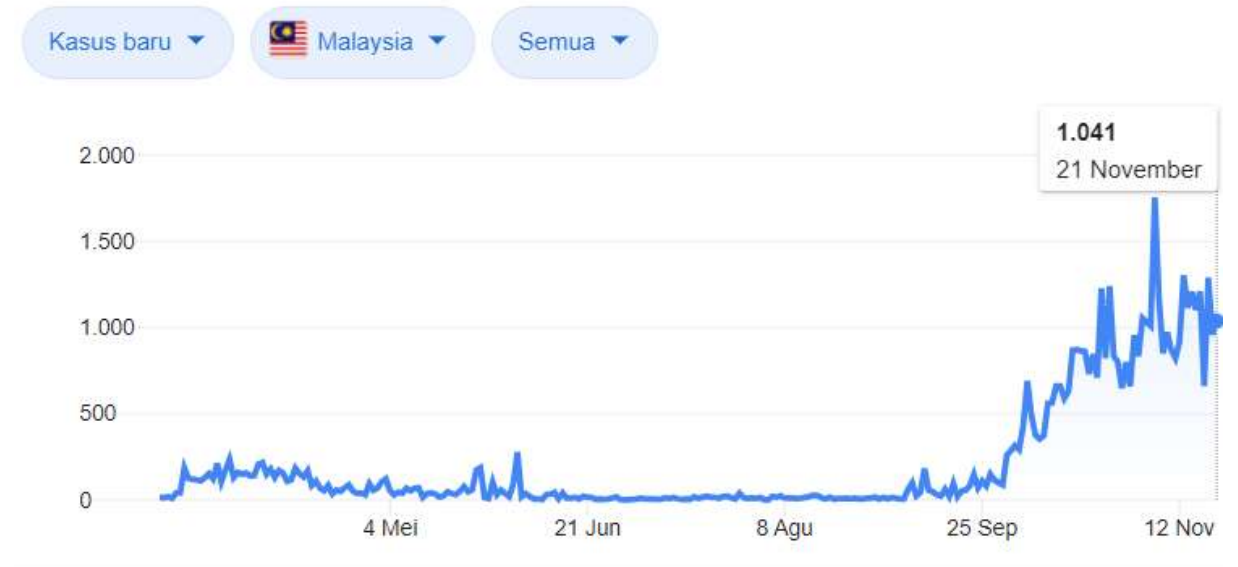
Meninggal dunia  
**332**  
+3

 Seluruh dunia

Total kasus  
**55,6 jt**

Sembuh  
**35,8 jt**

Meninggal dunia  
**1,34 jt**





## Who is eligible to enter Malaysia?

On September 16, the Immigration Department of Malaysia announced that **foreign travelers with long-term passes may now enter Malaysia with approval by the Immigration Department of Malaysia.** This announcement softens some of the September 7, 2020 restrictions for some travelers, which prohibited all foreign nationals from 23 countries, including the United States, from entering Malaysia. According to the September 16 announcement, **holders of the following passes may apply for entry permission:**

1. Residence Pass-Talent (RP-T) and Dependant/s
2. Employment Pass (Category I, II, and III)
3. Professional Visit Pass
4. Dependant/s to expatriate for all categories
5. Long Term Social Visit Pass to expatriate for all categories
6. Foreign Maid to expatriate for all categories

# How can I as a foreign businessman enter Malaysia during COVID-19?

## A: ENTRY PERMISSION FOR EXPATRIATES WITH AN ACTIVE AND NEW APPROVED PASS APPLICATION WHO ARE ABROAD

No	Category	Sub-Category	Permission from Immigration Department of Malaysia	PCR Covid-19 Swab Test	Install & Download MySejahtera	Medical Health Screening at Entry Points	Quarantine for 14 days
1.	<b>Expatriate (Active and New Approved Pass Application)</b>	EP I , II , III & Residence Pass-Talent (RP-T), Dependants & Foreign Maids	√	Optional	√	√	√
2.	<b>Professional Visit Pass (PVP)</b>	All	√	Optional	√	√	√
3.	<b>Long Term Social Visit Pass (LT-SVP)</b>	Children above 18 years old / Parents / Parents in-law	√	Optional	√	√	√

**Note:**

1. The Malaysia Government makes a mandatory 14 day quarantine procedure to expatriates returning from abroad at the stipulated Quarantine Centres set by National Disaster Management Agency (NADMA) and Ministry of Health (MOH) starting 24 July 2020.
2. All costs shall be borne by the applicants.
3. Failing to pay all costs or any monies due to the Government of Malaysia, applicant's active pass will be denied entry, pass cancelled and blacklisted from Immigration system.

# Can I exit and re-enter Malaysia during the current travel policy, what are the requirements?

## B : EXIT AND RETURN PERMISSION FOR EXPATRIATES WITH AN ACTIVE PASS IN MALAYSIA

No	Category	Sub-Category	EXIT FROM MALAYSIA	RETURN TO MALAYSIA			
			Permission from Immigration Department of Malaysia	PCR Covid-19 Swab Test	Install & Download MySejahtera	Medical Health Screening at Entry Points	Quarantine for 14 days
1.	<b>Expatriate (Active and New Approved Pass Application)</b>	EP I, II , III & Residence Pass-Talent (RP-T), Dependants & Foreign Maids	√	Optional	√	√	√
2.	<b>Professional Visit Pass (PVP)</b>	All	√	Optional	√	√	√
3.	<b>Long Term Social Visit Pass (LT-SVP)</b>	Children above 18 years old / Parents / Parents in-law	√	Optional	√	√	√
4.	<b>ALL Type of Passes</b>	<ul style="list-style-type: none"> <li>Who do not wish to return to Malaysia during RMCO</li> <li>Leaving for good (expiring of pass/ shortened pass)</li> </ul>	No Requirement to apply MYEntry	N/A	N/A	N/A	N/A

**Note:**

\* (i) The Malaysia Government makes a mandatory 14 day quarantine procedure to expatriates returning from abroad at the stipulated Quarantine Centres set by National Disaster Management Agency (NADMA) and Ministry of Health (MOH) starting 24 July 2020. (ii) All costs shall be borne by the applicant. (iii) Failing to pay all costs or any monies due to the Government of Malaysia, applicant's active pass will be denied entry, pass cancelled and blacklisted from Immigration system.

\*\* Permission to Exit and Return to Malaysia Letter is valid for **SIXTY (60) days** ONLY and applicant MUST Return to Malaysia within the period with an active Pass.

**IMPORTANT:** Permission to Exit and Return to Malaysia will only be considered for the purpose of official visit/ business/ meeting/ emergency cases or medical reasons.

# Can I exit and re-enter Malaysia during the current travel policy, what are the requirements?

- ❑ Effective 15<sup>th</sup> November 2020, all non-Malaysians are required to make an online payment for a COVID-19 swab test and the quarantine cost through the MySafeTravel System accessible on <https://safetravel.myeg.com.my/> or the MyQR phone app prior to their arrival into Malaysia. Malaysians travelling back into the country are also encouraged to use the online system to avoid congestion at the airport. The mode of payment by cash, credit or debit card at KLIA is only available for Malaysians until further notice.
- ❑ The current 14 days quarantine charges for Malaysian & Foreigner remains the same and as below:

No	PCR	Quarantine	Day 13 (RTK)	Total
Malaysian	RM150 (USD 37)	RM2,100 (USD 513)	RM30 (USD 7,5)	RM2,280 (USD 557,39)
Foreigner	RM250 (USD 62)	RM4,700 (USD 1,149)	RM60 (USD 15)	RM5,010 (USD 1,224)

The charges include COVID 19 screening test, transport, accommodation, meal and handling cost.

- ❑ Passengers will have to **present proof of payment to officials before proceeding with COVID-19 test and prior to entering the quarantine centre.**

The following are additional information in the guideline for the Entry Permission or Approval to Exit and Return to Malaysia:

- ❑ Besides the above said requirements, you are required to present a signed of Letter of Undertaking and Indemnity (LoU) which are available from the following websites:

Foreign Ministry: [www.kln.gov.my](http://www.kln.gov.my); National Disaster Management Agency: [www.nadma.gov.my](http://www.nadma.gov.my); Immigration Department of Malaysia: [www.imi.gov.my](http://www.imi.gov.my); Ministry of Health Malaysia: [www.moh.gov.my](http://www.moh.gov.my); Ministry of Transport Malaysia: [www.mot.gov.my](http://www.mot.gov.my); Ministry of Tourism, Arts and Culture Malaysia: [www.motac.gov.my](http://www.motac.gov.my)

- ❑ **Notwithstanding the above, Reciprocal Green Lane (RGL) and Periodic Commuting Arrangement (PCA) pass holders including diplomats who are allowed for home quarantine are exempted from the quarantine charges.**
- ❑ Effective 21<sup>st</sup> November 2020, all passengers bound for China will not be permitted to transit via KLIA until further notice.



# THAILAND

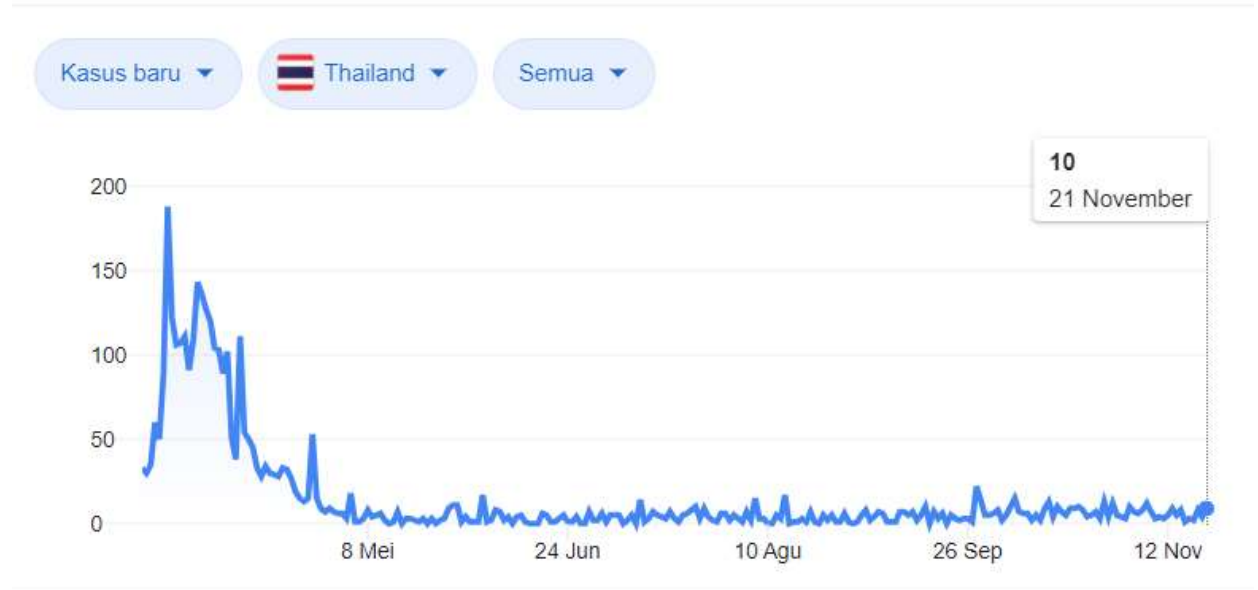


# Current pandemic situation in Thailand

🇹🇭 Thailand		
Total kasus	Sembuh	Meninggal dunia
<b>3.913</b> +10	<b>3.761</b>	<b>60</b> +0

🌐 Seluruh dunia		
Total kasus	Sembuh	Meninggal dunia
<b>55,6 jt</b>	<b>35,8 jt</b>	<b>1,34 jt</b>



# Who is eligible to enter Thailand?

In accordance with the **Regulation issued under Section 9 of the Emergency Decree on Public Administration in Emergency Situations B.E. 2548 (2005)**, as amended, the following persons are permitted to enter Thailand:

1. Thai nationals (for more information please visit [www.thaiembassy.at/th/repatriation](http://www.thaiembassy.at/th/repatriation))
2. Persons with exemption or persons being considered, permitted or invited by the Prime Minister, or the head of responsible persons accountable for resolving state of emergency issues to enter the Kingdom, pertaining to necessity. Such consideration, permission or invitation may be subject to specified conditions and time limits.
3. Persons on diplomatic or consular missions or under International organizations, or representatives of foreign government performing their duties in the Kingdom, or persons of other international agencies as permitted by the Ministry of Foreign Affairs pertaining to necessity, including their spouse, parents, or children.
4. Carriers of necessary goods, subject to immediate return after completion.
5. Crew members who are required to travel into the Kingdom on a mission, and have a specified date and time for return.
6. Non-Thai nationals who are spouses, parents, or children of Thai nationals.
7. Non-Thai nationals who hold a Certificate of Residence, including their spouses and children.
8. Non-Thai nationals who have work permit or have been granted permission to work in the Kingdom in accordance with Thai laws, including their spouses and children, or foreign workers who have been granted exemption from the government to temporarily stay in the Kingdom and permitted to work through their employers or licensees who are permitted to bring in foreign workers to work in the Kingdom.
9. Non-Thai nationals who are students of educational institutions approved by Thai authorities, including their parents or guardians, excluding students of non-formal educational institutions in accordance with the law on Private schools and of other similar private educational institutions.
10. Non-Thai nationals who are in need of medical treatment in Thailand, and their accompanying persons. However, this shall not include medical treatment for COVID-19.
11. Non-Thai nationals who have been granted permission to enter into the Kingdom under special arrangements between Thai government agencies and other countries, or persons or groups of persons who have been granted permission by the Prime Minister upon the submission for consideration after the examination and review by the Ad Hoc Committee for the Consideration of the Relaxation of the Enforcement of Measures to Present and Suppress the Spread of the Communicable Disease Coronavirus 2019 (COVID-19), and shall comply with disease prevention measures determined by the Ad Hoc Committee.

**Besides, on October, the government of Thailand has also allowing foreign nationals to apply for a special tourist Visa.**

# How to enter Thailand for Non-Thai Nationals?



Non-Thai nationals who are permitted to enter Thailand must present the following documents at check-in counter in the country of origin and at immigration control in Thailand:

- **Certificate of Entry (COE)** issued by the Embassy
- **Valid visa or re-entry permit**
- **Health insurance policy** which covers treatment and medical expenses in relation to COVID-19, with a minimum coverage of 100,000 USD (except for diplomats and representatives of foreign governments or international organizations) Travellers are advised to purchase their health insurance which meets Thailand's entry criteria here: <http://covid19.tgia.org/>
- **Medical Certificate with a laboratory result indicating that COVID-19 is not detected, using RT-PCR method**, which has been certified or issued no more than 72 hours before departure
- **Fit to Fly Health Certificate**, which has been certified or issued no more than 72 hours before departure
- **Confirmation of Alternative State Quarantine (ASQ)** hotel booking (or ALQ/AHQ/OQ confirmation) for a 14-day quarantine



# How to apply for a Certificate of Entry (COE)?

Non-Thai nationals should submit their applications with their respective Royal Thai Embassies.

**\*\*\*Please apply for COE online at least 3 weeks before your scheduled departure\*\*\***

1. First, apply for an appropriate visa. If you already hold a valid Thai visa, please proceed to step (2).
2. Once visa has been issued, please proceed to completing COE application online: <https://coethailand.mfa.go.th>

## Pre-Approval Stage (Registration)

- ✓ Copy of passport
- ✓ Copy of valid visa or re-entry permit
- ✓ Other documents to prove exempted status of non-Thai nationals (copy of marriage certificate for spouse of Thai national, copy of work permit for work permit holder, etc.) Travellers are advised to purchase their health insurance which meets Thailand's entry criteria here: <http://covid19.tgia.org/>

If the applicants qualify for the COE and have provided all required documents, the Embassy will pre-approve their registration within 3 working days.  
The applicants can check the status of their registration by visiting <https://coethailand.mfa.go.th> and clicking the "check the result" tab.

## Final-Approval Stage (Confirmation)

- ✓ Flight confirmation
- ✓ Confirmation of Alternative State Quarantine (ASQ) hotel booking (or AHQ/OQ confirmation) for a 14-day quarantine
- ✓ Health insurance policy which expressly covers treatment and medical expenses in relation to COVID-19, with a minimum coverage of 100,000 USD

The Embassy will approve the COE within 3 working days upon receipt of all the required documents.  
Successful applicants can download COE directly from <https://coethailand.mfa.go.th>  
Please print out the COE and keep it for travelling.

# How to enter into Thailand using a Special Tourist Visa?

## Preparation of Documents, check with your relevant Embassy.

For example in Vienna:

1. Completed application form
2. Passport with at least two empty pages and validity not less than 6 months from the date of planned entry to Thailand
3. One recent passport-sized photograph (4x6 cm)
4. Copy of registration of residency of Austria, Slovakia or Slovenia if you are not a citizen of Austria, Slovakia or Slovenia
5. Visa processing fee: 35 Euro (in cash only / non-refundable)
6. Envelop addressed to applicant's own address & postal fee (10 Euro for EMS / 6 Euro for standard registered delivery) for return of passport

Visa processing time is usually 3 days / passport will be sent back by post.

**Apply for the Certificate of Entry (COE). Without the COE, travellers will be refused entry to Thailand even if they hold valid visas.**

## For pre-approval stage (Registration):

- ✓ Copy of passport
- ✓ Copy of valid TR Visa

## For final approval stage (Confirmation):

- ✓ Flight confirmation
- ✓ Confirmation of Alternative State Quarantine (ASQ) hotel booking for a minimum of 15 nights, starting from the date of the arrival in Thailand. Please reserve the room directly with the hotel, requesting for ASQ package (the cost can range from 27,000 THB to 220,000 THB). Booking through online agents will not be accepted.
- ✓ Health insurance which EXPRESSLY covers medical treatment expenditures of COVID-19, with minimum coverage of 100,000 USD during the entire stay in Thailand.

## Arrival in Thailand

At check-in and upon arrival in Thailand, all travellers are required to present the following documents:

- ✓ COE
- ✓ Valid visa / re-entry permit
- ✓ Fit to Fly Health Certificate issued no more than 72 hours before departure time
- ✓ Medical Certificate with a laboratory result indicating that COVID-19 is not detected, using RT-PCR method, which has been certified or issued no more than 72 hours before departure time
- ✓ Health insurance which meets the entry requirement & ASQ hotel confirmation

Besides, travelers shall undergo a Covid-19 test and proceed to their ASQ accommodation for 14 days before continue to their travel itinerary.

## Can I leave Thailand and travel back to my home country for the Holidays?

Yes, you can. If you have an extension of stay or simple permit to stay (of a tourist or non immigrant visa), but would like to travel outside Thailand for a short period then you will need to apply for a Re-Entry permit.

When applying for a re-entry permit you will need to submit the following:

- ✓ A completed TM-8 form
- ✓ The correct fee
- ✓ Colored photo (4cm x 6cm)
- ✓ Photocopy of passport (main page and latest entry stamp)

Re-entry permits can be applied for in person or by an agent at Thai immigration office. If an agent is used, a letter of attorney is required. The processing time at Thai Immigration offices can vary from 1 hour to half a day.

It is advisable to further consult with your home country's Embassy in Thailand prior to your departure, and the Thai Embassy at your destined home country prior to your return to Thailand for a more detailed procedure.



# INDONESIA



# Current pandemic situation in Indonesia

 Indonesia

Total kasus  
**498 rb**  
+4.998

Sembuh  
**418 rb**

Meninggal dunia  
**15.884**  
+96

 Seluruh dunia

Total kasus  
**55,6 jt**

Sembuh  
**35,8 jt**

Meninggal dunia  
**1,34 jt**

Kasus baru ▾

 Indonesia ▾

Semua ▾



# Who is eligible to enter Indonesia during the current Covid-19 Situation?

The Minister of Law and Human Rights ("MOLHR") has issued MOLHR Regulation No. 26 of 2020 on Visa and Stay Permit in the New Normal

Foreign nationals holding a legal and valid Visa and/or Stay Permit will be allowed to enter the Indonesian Territory through designated Immigration Border Controls after undergoing the health protocol procedure.

Visa and/or Stay Permit consist of:

- a. Official Visa;
- b. Diplomatic Visa;
- c. Visitor Visa;
- d. Temporary Stay Visa;
- e. Official Stay Permit;
- f. Diplomatic Stay Permit;
- g. Temporary Stay Permit; and
- h. Permanent Stay Permit.

In addition to foreign nationals holding Visa and/or Stay Permit, crew member arriving by their transports, Asia-Pacific Economic Cooperation (APEC) Business Travel Card holder and Traditional Border Crossing pass/card holder will be allowed to enter Indonesia.

# Who is eligible to obtain the Visitor VISA or Temporary Stay VISA/Permit in Indonesia?

## Single-Entry Visitor VISA

Visitor Visa is a single-entry Visitor Visa for the following purposes:

- a) an emergency and essential work;
- b) a business meeting;
- c) purchase of goods;
- d) a probationary period for foreign workers;
- e) a medical, food, and humanitarian aid worker; and
- f) a crew member who joins the vessel in Indonesia

This VISA is valid for 60 days and can be extended 4 times (30 days each). The application process may take around 7 - 14 working days.

## Temporary Stay VISA/Permit

### Work activities:

- a) as a professional or expert;
- b) who joins to work on ships, on vessels, or installations operating in the Indonesian maritime zone, territorial sea, continental shelf, and Indonesian Exclusive Economic Zone;
- c) whose job is quality control of goods or products;
- d) who conducts workplace inspections and audit;
- e) whose work with an aftersales service;
- f) who installs and repairs machine
- g) with a non-permanent work in constructions;
- h) with a probationary period for skilled works.

### Non-work activities:

- a) a foreign investment;
- b) a family reunion;
- c) retirement travel.

Process can take around 4 weeks.

## Sponsor's Requirement

**Visitor Visa and Temporary Stay Visa requires a Visa Approval from the Director General of Immigration and a Sponsor.**

A Sponsor is an individual or a Corporation responsible for the residency and activities of a Foreign National while residing in the Indonesian Territory.

To obtain a Visa Approval from the Director-General of Immigration, a Sponsor must make an online application in accordance with the provisions of laws and regulations by completing:

- a) health certificate in English declaring a free from Covid-19 by a competent authority at their home country;
- b) a declaration letter in English consented to do a mandatory self-isolation or undertake a medical treatment at an accommodation or a designated health facility by the Indonesian government at the traveler's own expense when a PCR check upon arrival by the health authority at ports of entry results in a positive with the Covid-19 or with symptoms in accordance with the health protocol and provisions of law and regulations.
- c) a consent letter to be monitored during the quarantine or self-isolation in accordance with the health protocol and provisions of law and regulations.
- d) health insurance or travel insurance covering medical expenses, and/or a declaration letter of medical treatment at own expenses, if contracted with the Covid-19 during their stay in Indonesia.

In addition, a Sponsor must demonstrate that they have sufficient funds of at least US\$10,000 to support their living expenses during stay in Indonesia.

## Can I leave Indonesia and travel back to my home country for the Holidays?

If you are holder of long-term pass permit in Indonesia, you are allowed to travel back to your home country and returning to Indonesia. During your departure from Indonesia, you may need to complete a pre-departure requirements from your home country.

Once you are returning to Indonesia, you may need to prepare the following documents:

- a) health certificate in English declaring a free from Covid-19 by a competent authority valid max 7 days prior to your arrival in Indonesia
- b) a declaration letter in English consented to do a mandatory self-isolation or undertake a medical treatment at an accommodation or a designated health facility by the Indonesian government at the traveler's own expense when a PCR check upon arrival by the health authority at ports of entry results in a positive with the Covid-19 or with symptoms in accordance with the health protocol and provisions of law and regulations.

Upon your arrival in Indonesia, you will go through a medical screening. If it happened you are having covid-19 symptoms, you will need to undergo a PCR Test. While waiting for the result, you shall undergo a quarantine at your booked hotel (range started from USD 40 to USD 200). If you are tested positive of Covid-19, your sponsor/insurance will need to bear the cost.





# PHILIPPINES



# Current pandemic situation in Philippines

## Philippines

Total cases  
**419K**  
+1,785

Recovered  
**386K**

Deaths  
**8,123**  
+55

## Worldwide

Total cases  
**55.6M**

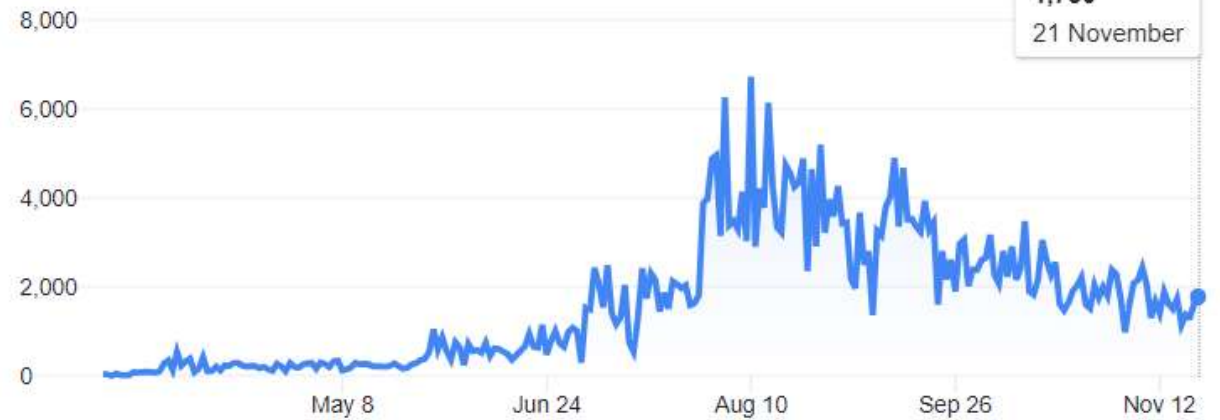
Recovered  
**35.8M**

Deaths  
**1.34M**

New cases ▾

 Philippines ▾

All time ▾



# Who is eligible to enter Philippines during the current Covid-19 Situation?

1.

As a general rule, foreigners are still not allowed to travel to or enter the Philippines at this time. However, there are certain exemptions set out on the prohibition ( as of 16 October 2020):

The following foreigners with valid and appropriate visas may be allowed to travel to or enter the Philippines:

- Foreign spouses of Filipino nationals (COVID-19 Public Advisory No. 37);
- Foreign minor children, and foreign children with special needs regardless of age, of Filipino nationals (COVID-19 Public Advisory No. 37);
- Foreign parents of minor Filipino children, and of Filipino children with special needs regardless of age (COVID-19 Public Advisory No. 37);
- Foreign seafarers who will board ships docked in the Philippines or who are crew members of ships going to the Philippines (COVID-19 Public Advisory No. 35);
- Accredited Foreign Government and International Organization officials and their dependents; and
- Foreign airline crew.

2.

The following foreigners with valid long-term visas to the Philippines shall also be allowed entry into the Philippines (COVID-19 Public Advisory No. 36):

- Temporary Resident Visa (based on Section 13 series of Commonwealth Act No. 613, as amended, including 13 quota, 13(a), 13(b), 13(c), 13(d), 13(e), and 13(g) visas)
- RA 7919 visas (legal residence status granted to foreign nationals through a Social Integration Program in the Philippines under certain conditions as provided under Republic Act No. 7919)
- EO 324 visa (foreign nationals who have acquired permanent residency under Executive Order No. 324)
- Native-born visa (foreign nationals born in the Philippines whose parents, either or both, are lawful permanent residents)
- All other requests for exemption from the travel restrictions, whether for business purposes or on humanitarian grounds, will be evaluated on a case-to-case basis and are likewise subject to approval by the DFA in the Philippines.

3.

Pursuant to IATF Resolution No. 80 dated 22 October 2020, as of November 1, 2020; you are allowed to enter Philippines if you are foreign nationals who are holders of the following valid VISA:

- ✓ 47(a-2) visas
- ✓ Visas issued by Aurora Pacific Economic Zone and Freeport Authority (APECO) and Subic Bay Metropolitan Authority (SBMA)

## What shall I prepare prior to my departure to Philippines?

Aside from having valid and appropriate visas at the time of entry to the Philippines, arriving foreigners shall comply with the following conditions of the Inter-Agency Task Force on Emerging Infectious Diseases (IATF-EID):

Pre-booked accredited  
quarantine facility

Pre-booked COVID-19 testing  
provider

Entry is subject to the maximum  
capacity of inbound passengers  
as set by the National Task Force  
for COVID-19

(<https://www.philembassy.no/newsroom/covid-19-public-advisory-no-43-updated-travel-restrictions-and-visa-rules-for-the>)

# Flight/Arrival Guidelines to/in Philippines\*

## Before you fly and during check-in

1. As early as 3 days prior to your departure, register and accomplish the Electronic Case Investigation Form and save the confirmation e-mail and QR code: <https://bit.ly/MNLPHRedCrosseCIF>
2. For land-based OFWs, create/update your account on the OFW Assistance Information System (OASIS) at <http://oasis.owwa.gov.ph/>
3. Upon check-in, sign the Declaration and Waiver Form presented by the check-in agent, indicating that you are healthy and fit to travel.

## During flight

Accomplish the Health Declaration Form and Arrival Card

## When you arrive:

1. Upon arrival, listen to the briefing conducted by the Philippine Coast Guard.
2. Undergo a temperature check, submit the Health Declaration Form upon deplaning, and proceed to the designated waiting area. Fill out the Project Care Slip.
3. Wait for your turn to proceed to the verification and barcoding booth.
4. Present the QR code sent to you after accomplishing the e-CIF.
5. You will be given six (6) barcode stickers. One (1) barcode sticker will be placed on the back of your passport.
6. Proceed to the Swab Test booth and hand the remaining five (5) barcode stickers to the tester.
7. Undergo the COVID-19 RT-PCR Test.
8. Help Desks are available at the waiting area for passengers who do not have smart devices/phones. Charging stations are also available.
9. Clear with immigration and submit the Arrival Card.
10. Proceed to your respective desks for your quarantine hotel assignment:
11. Claim your baggage at the designated carousel and clear with Customs Check.
12. Exit the terminal and wait for your shuttle/bus that will take you to your assigned hotel.

## At the Quarantine Hotel:

Check in at your hotel and wait for the release of your test results. For those who tested negative, it will be sent by the Philippine Red Cross to the e-mail address you have provided when you registered. The timings on release of test results are not definite and may be shortened or extended.

You must stay at the booked hotel until you receive a Philippine Bureau of Quarantine medical certificate.

\*This guidelines in provided by the Philippines Airlines for arrival in Manila. <https://www.philippineairlines.com/en/ph/home/covid-19/arrivingintheph>  
For a more detailed information, contact the Immigration Bureau.

## Can I leave Philippines and travel back to my home country for the Holidays?

There is no clarity yet whether foreign nationals in Philippines is allowed to travel back to their home country for holidays (non-essential travel). Pursuant to the press release from the Bureau of Immigration Philippines issued October 07, 2020. Only foreign nationals, overseas Filipino workers, permanent visa holders, students enrolled abroad and participants accepted in exchange visitor programs, and those who are traveling for essential reasons are allowed to depart the country. Essential travels referred as for immediate business, medical emergency, and other humanitarian reasons. During the press release, Morente, Bureau Immigration of Philippines stated that the restrictions were set by the IATF to protect everyone from the threat of Covid-19. If your travel is non-essential, it is best to defer it when the pandemic has subsided.

While as of October 18, another press release was issued, implementing eased departure travel restrictions. It mentioned that Starting October 21, the BI will be allowing the departure of Filipinos with non-essential travel. Departing Filipinos shall also be required to sign a declaration acknowledging the risks of their travel, to be provided by airline check-in counters.

It is advisable if you can firstly consult with the relevant immigration officer before deciding to leave Philippines.

## Departing from Philippines

During your departure from Philippines, you may need to prepare below documents prior to your departure from Philippines:

- ✓ Passport
- ✓ Required travel and health documents as specified by the destination
- ✓ Submit declaration form to the Bureau of Immigration (BOI)
- ✓ Declaration of acknowledging the risks involved in travelling
- ✓ Registration to the PAL Passenger Profile and Health declaration form as early as 5 days before departure via **<https://bit.ly/PALIntPPHD2>**

In compliance with international regulations, passengers bound for the US, Canada, and Australia do not need to register online, but are required to fill out a paper form strictly upon airport check-in. Passengers bound for Singapore are required to fill out a separate form upon airport check-in in addition to the PAL PPHD online registration.

(<https://www.philippineairlines.com/en/ph/home/covid-19/travelrules>)

## Our Advice:

- Before you decide to leave your current domiciled country, it is advisable if you can check with the immigration officer about what you need to prepare prior to your departure and re-entry later.
- Check with the Embassy of your destined country about the requirements to enter the Country.
- Follow the health protocol.

## What can we do for you?

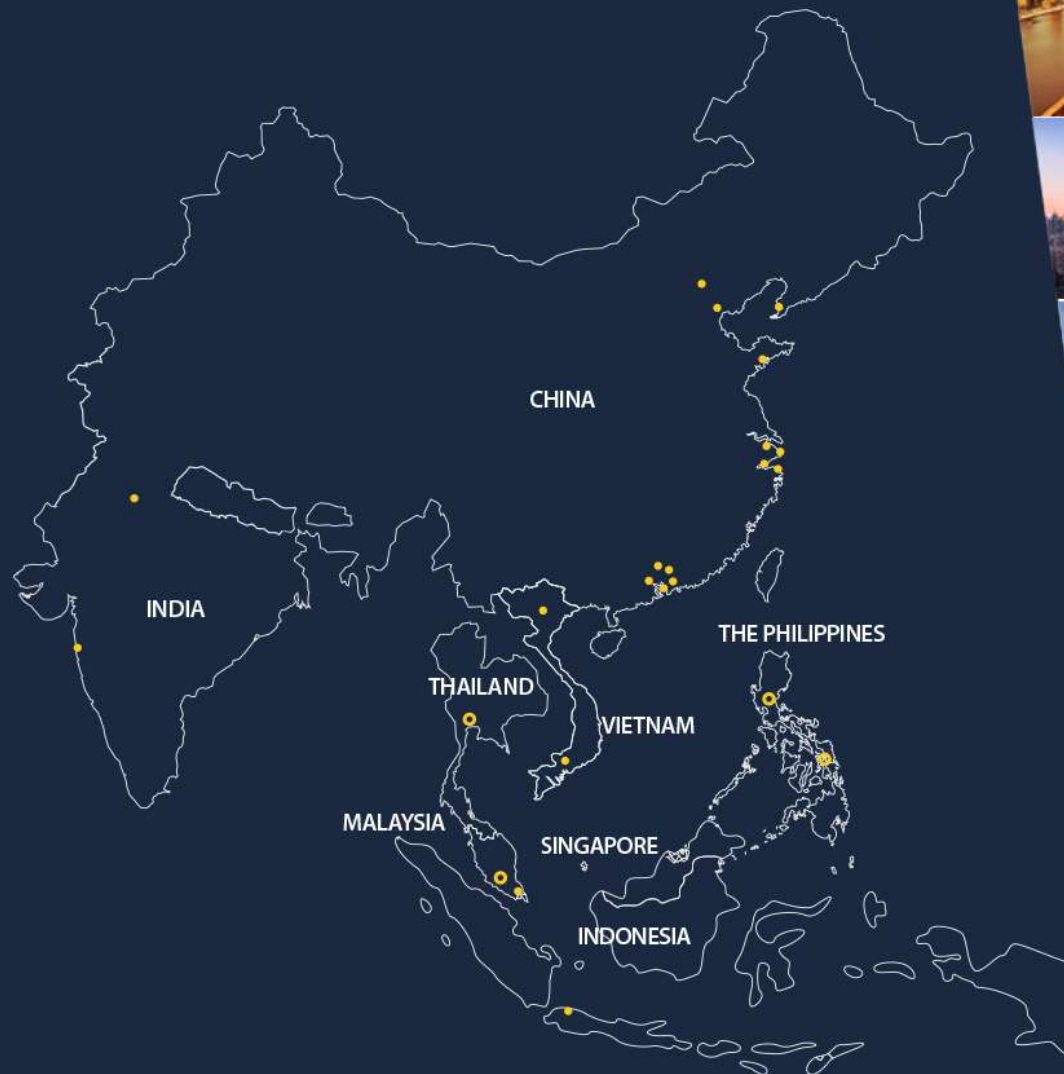
- Advisory on work permit and entry permit application;
- Entry permit for foreign workers application;
- Employee contract review and reassessment; and
- Renewals of work permit and resident permit, or cancellations.





# DEZAN SHIRA & ASSOCIATES

Your Partner for Growth in Asia



- Dezan Shira & Associates Offices
- Dezan Shira Asian Alliance Members

## Global Offices

### CHINA

Beijing  
beijing@dezshira.com

Hangzhou  
hangzhou@dezshira.com

Shenzhen  
shenzhen@dezshira.com

Dalian  
dalian@dezshira.com

Ningbo  
ningbo@dezshira.com

Suzhou  
suzhou@dezshira.com

Dongguan  
dongguan@dezshira.com

Qingdao  
qingdao@dezshira.com

Tianjin  
tianjin@dezshira.com

Guangzhou  
guangzhou@dezshira.com

Shanghai  
shanghai@dezshira.com

Zhongshan  
zhongshan@dezshira.com

### HONG KONG

hongkong@dezshira.com

### INDONESIA

indonesia@dezshira.com

### SINGAPORE

singapore@dezshira.com

### INDIA

Delhi  
delhi@dezshira.com

Mumbai  
mumbai@dezshira.com

### VIETNAM

Hanoi  
hanoi@dezshira.com

Ho Chi Minh City  
hcmc@dezshira.com

### DEZAN SHIRA ASIAN ALLIANCE MEMBERS

Malaysia  
malaysia@dezshira.com

The Philippines  
philippines@dezshira.com

Thailand  
thailand@dezshira.com

### DEZAN SHIRA LIAISON OFFICES

Germany  
germandesk@dezshira.com

Italy  
italiandesk@dezshira.com

United States  
usa@dezshira.com

For more information, please visit [www.dezshira.com](http://www.dezshira.com)



# DEZAN SHIRA & ASSOCIATES

Your Partner for Growth in Asia



## Scan this QR code

Visit our mobile page and  
get the latest updates investors  
news and resources with us